

MEALS SERVED

Breakfast = 11,133
Lunch = 11,025

During the program year a nutrition survey was sent out to CHS families. The center got eighteen (18) responses back. Of those that responded, 94% stated that the food was prepared and served in a safe and sanitary manner; 50% rated the meals served as excellent 39% rated the meals as good, 11% rated the food as fair.



Avg. Annual Child Attendance for CHS was 76%


Federal guidelines require that each child attend Head Start for a minimum 85% during the program year. As a community we need to work on making sure that Head Start children make and exceed that attendance percentage.




©Disney • Illustration: © Kenner 2014

212 home visits

90 families partnered with CHS




Congratulation Center Head Start!
100% Compliance on
2013 Federal Review



2013-14
Report to the
Public

Program Year
Review of
Center Head
Start's
Activities



CENTER HEAD START

June 2014

CHS 2013-14 ANNUAL REPORT

During the program year, everyone at Center Head Start (CHS) made every effort to assist participating families perform at their best while in the program. The CHS staff and teachers aided local families during good time and challenging times. We were very pleased with the outcome of this past program year.


This brochure looks back at a year of challenges and triumphs for CHS.; as well as a year of glad returns and sorrowful goodbyes.

Center Head Start looks forward to the 2014-15 year and wishes its CHS graduates all the best in kindergarten.

	* Below Standards	Meets or Exceeds Standards
Social/Emotional	15%	85%
Fine Motor	4%	96%
Language	17%	83%
Cognitive	20%	80%
Literacy	26%	74%
Mathematics	30%	70%



*TS Gold Table on previous page is a final quarter "snapshot" of **72%** of children attending the CHS program. Areas of improvement include Literacy and Math. Let's make this a community effort.



75% of CHS children rode the bus



98% of CHS children were up-to-date on immunization, preventive and primary health care.



98% of CHS children were provided dental care and exams.



18% of CHS children were provided with disabilities services.

44% of children this year were new to Center



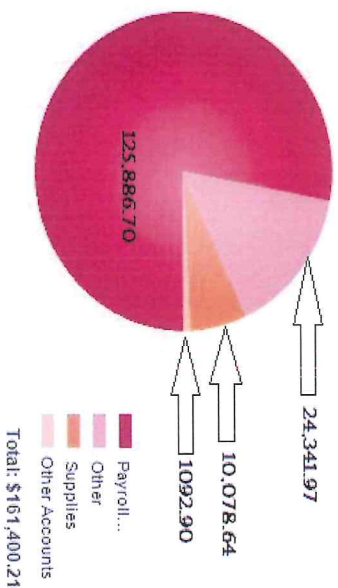
36 children graduated and are going on to kindergarten



\$185,158.88 in-kind support

Here at CHS, we are always delighted when people come and volunteer their time and services. This year we had **207** individuals providing volunteer services, of which **45** were current or former CHS parents. We also appreciated all donations that we received from various sources. We hope that more community members will become involved with CHS; because it is a community program.

Fiscal Year in Review



Center Head Start
301 East 3rd Street
PO Box 1240
Center, CO 81125

Phone: 719-754-3191
Fax: 719-754-2468
E-mail: DT81125@gmail.com